





Features & Options

- Detection Within 5 Seconds with Local LED Alarm Indication
- Alarm Output, Two 5 Amp Relays
- Attached Sensor or Remote Sensor
- Automatic or Manual Unit Reset

The Water Leak Detector is designed to sense the presence of water and alert a central monitoring system of the potentially destructive situation. Upon water detection, the alarm output relays change state, and a local red LED illuminates.




Attached
Sensor



Liquid
Tight
Fitting

Flex
Connector



Remote
Sensor

Specifications

Power: 24VAC/VDC $\pm 10\%$, 3.9VA max @ 24VAC, 90mA max @ 24VDC (Reverse Polarity Protected)
Note: This unit does not require a separate isolated power supply.

Rectification: Half Wave

Wiring:

Screw Terminals: 2 to 4 pair of 12 to 22AWG (BAPI recommends 16 to 22AWG).

Water Detection Sensor: 2 wires (provided), optional Flex Connector or Liquid Tight Fitting for strain relief

Sensor:

Attached Sensor: Sensor w/ adjustable depth blade from 0.063 to 0.913" (1.60 to 23.19mm)

Remote Sensor: Sensor w/ adjustable depth screw from 0.062 to 0.5" (1.57 to 12.70mm)

(Attached and Remote Sensors are designed to be mounted to flat surfaces or on the rims of drip pans.)

Alarm Reset Action: Field selectable for Auto (Non-Latching) or Manual (Latching)

Local Indication: One green power LED, one red alarm LED

Alarm Relay Contacts: Two SPDT, 5 Amp relay outputs

Operating Environment

Remote Sensor: -20 to 185°F (-29 to 85°C)

Detector (BB): -4 to 149°F (-20 to 65°C), 0 to 95%RH, non-condensing

Enclosure Material and Ratings: NEMA 4 (IP66), UV-resistant polycarbonate, UL94 V-0

Agency: CE 61326-1:2013 EMC (Industrial Electromagnetic Environment), RoHS

Warranty: 5 years





Water Leak Detector – 5 Amp Relays

G9

Accessories for HVAC/R

Water Leak Detector Option Selection Guide

BA/ (#1) - (#2) - (#3)

#1: Leak Detector Transmitter (required)

LDT4..... Water leak detector with two 5A relays, SPDT contacts

#2: Sensor Type (required)

PS..... Attached Sensor built into the enclosure

RS5..... Remote Sensor with 5 foot FEP cable

RS10..... Remote Sensor with 10 foot FEP cable

RS25..... Remote Sensor with 25 foot FEP cable

#3: Enclosure and Fitting Options (required)

BB BAPI-Box enclosure, IP66 rated

BB-LTF BAPI-Box enclosure, IP66 rated, with liquid tight fitting

BB-GFF BAPI-Box enclosure, IP66 rated, with flex connector

Example Number: BA/ (LDT4) - (RS10) - (BB)

Actual Number (with parenthesis removed): BA/LDT4-RS10-BB

Description: Detector with Two 5A Relays, 10' Remote Sensor and BAPI-Box Enclosure

Your Number: BA/

Replacement Remote Sensors (For updates to existing systems)

Part Number Sensor Type

BA/RS5 Remote Sensor only with 5 foot FEP cable (Detector not included)

BA/RS10 Remote Sensor only with 10 foot FEP cable (Detector not included)

BA/RS25 Remote Sensor only with 25 foot FEP cable (Detector not included)

Dimensions

